

Scaled data based on original data using  
LM-79-08 Approved Method: Electrical and Photometric Measurements of Solid-  
State Lighting Products

Test Report Prepared for  
Cooper Lighting Solutions  
(formerly Eaton)

Brand: INVUE

Report Number: P141425

Luminaire Tested: **EMM-F01-LED-E1-SLL**

Issue Date: 03/03/2020

**Test Information**

Test Method: LM-79-08  
Report Number: P141425  
REPORT IS SCALED FROM IESNA LM-79-08 TEST DATA (P33693)  
Test Lab: INNOVATION CENTER-P3  
Issue Date: 03/03/2020  
Manufacturer: COOPER LIGHTING SOLUTIONS (FORMERLY EATON)  
Product Line: INVUE  
Catalog Number: EMM-F01-LED-E1-SLL  
Description: EPIC MODERN MEDIUM DECORATIVE LED LUMINAIRE  
(1) LIGHTBARS WITH AccuLED OPTICS - 90° SPILL LIGHT ELIMINATOR LEFT  
Light Source: (7) 4000K CCT, 70 CRI LEDs  
Ballast/Driver: -

**Summary**

Lumens per Lamp: N/A  
Luminaire Lumens: 2159.2 lumens  
Efficiency: N/A  
Efficacy: 83.4 lumens/watt  
Luminous Opening: Rectangular (W 0.17' x L: 1' x H: 0')  
IES Classification: Type IV - Short - Non-Cutoff  
BUG Rating: B1 - U0 - G1

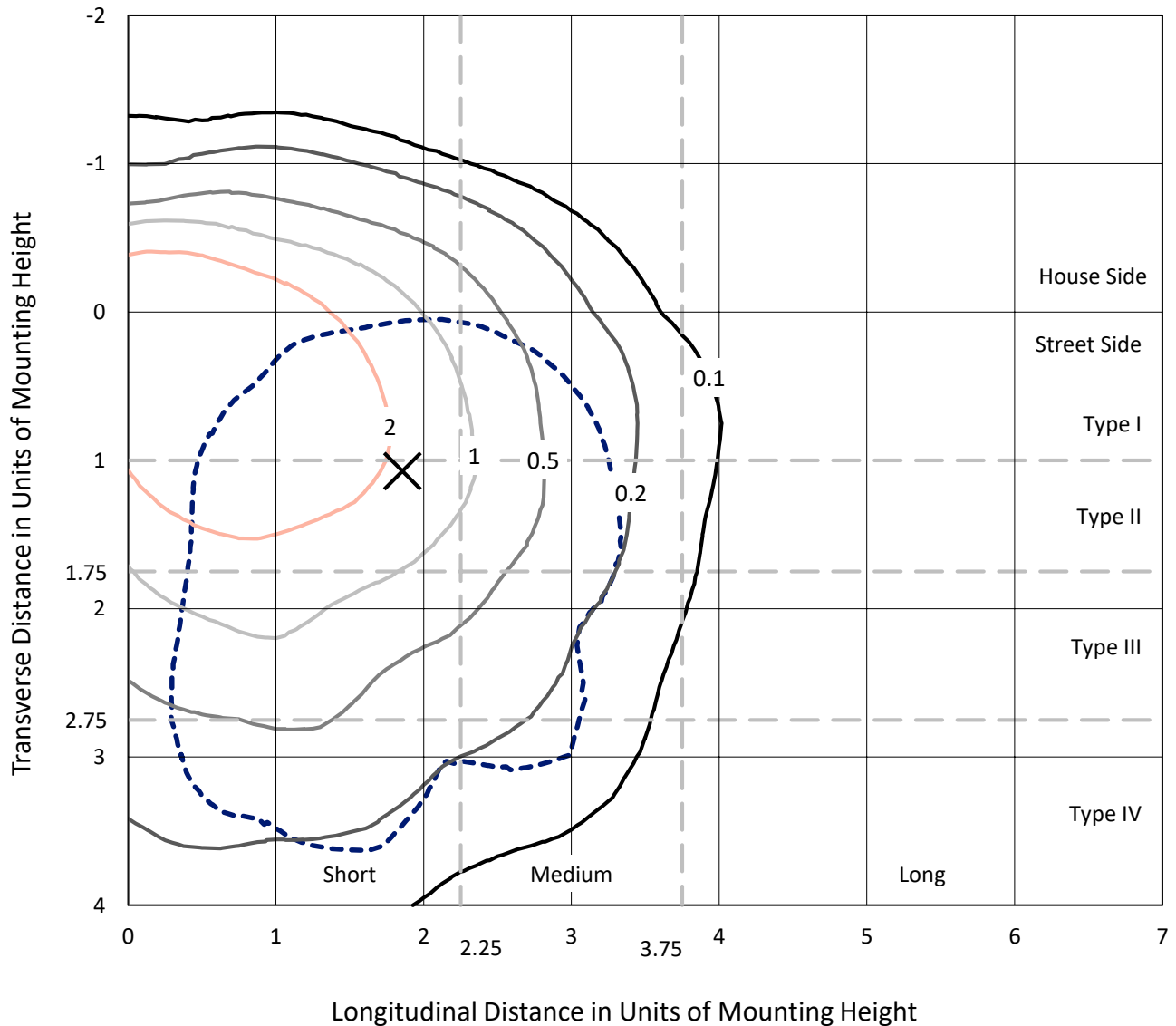
Input Watts (W): 25.9  
Input Voltage (V): NR  
Input Current (Ain): NR  
Voltage Rise (V): NR  
Power Factor: NR  
Total Harmonic Distortion (THDi): NR  
Frequency (hertz): 60  
Stabilization Time: NR  
Operation Time: NR  
Ambient Temperature (°C): NR  
Test Distance: 25 FT



REPORT NUMBER: P141425  
 CATALOG NUMBER: EMM-F01-LED-E1-SLL

### Iso-Footcandle Lines of Horizontal Illumination

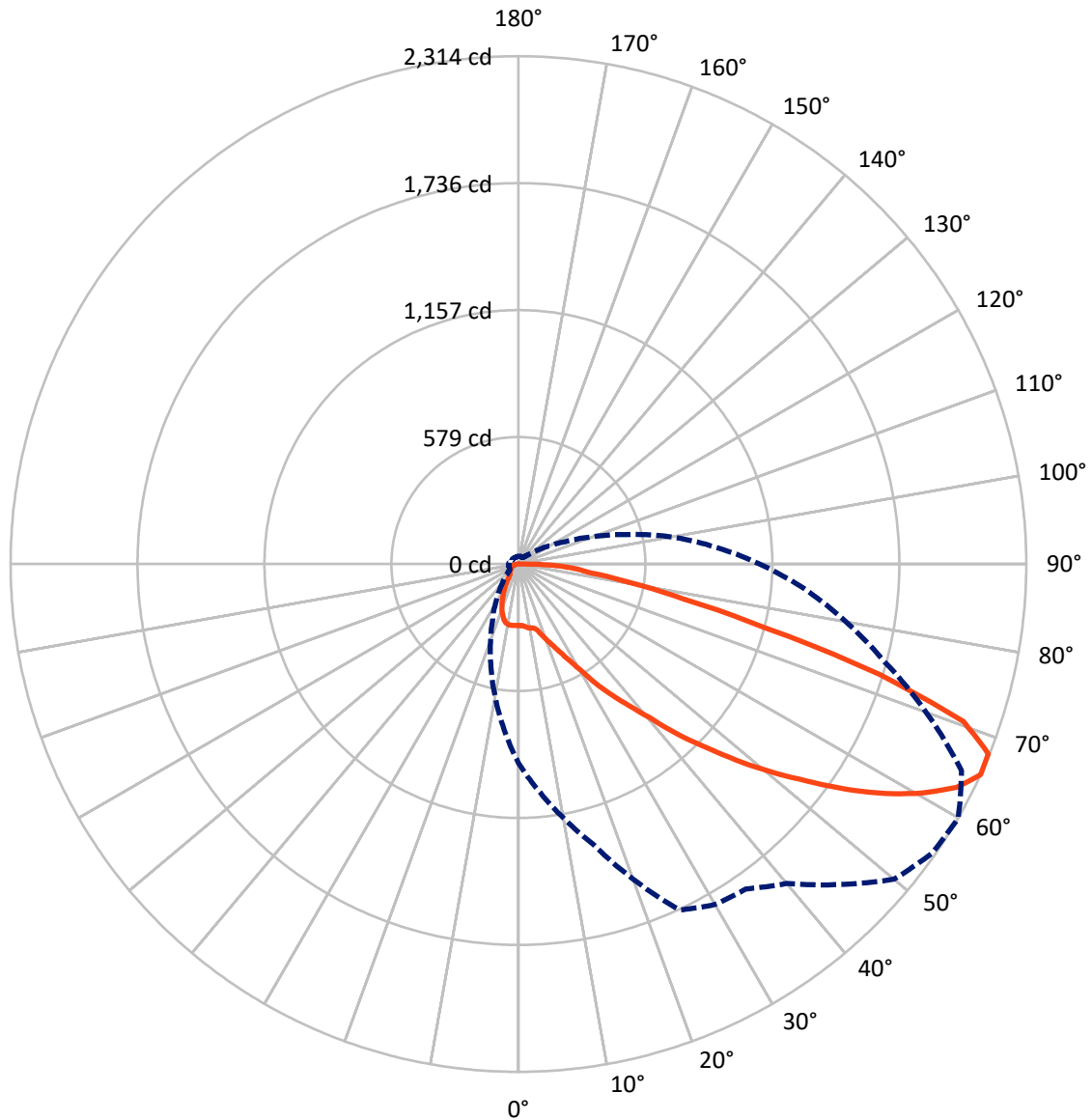
× Max cd  
 - - - 1/2 Max cd



Based on 10 foot mounting height. Maximum calculated value = 4.6 fc  
 Type IV - Short - Non-Cutoff

REPORT NUMBER: P141425  
CATALOG NUMBER: EMM-F01-LED-E1-SLL

### Luminous Intensity Polar Plot



— Vertical Plane Through 60-Deg Lateral      - - - Horizontal Cone Through 65-Deg Vertical

REPORT NUMBER: P141425

CATALOG NUMBER: EMM-F01-LED-E1-SLL

**FLUX DISTRIBUTION:**

		Downward	Upward	Total
<b>House Side</b>	Lumens	400.5	0.0	400.5
	% Fixture	18.5	0.0	18.5
<b>Street Side</b>	Lumens	1758.7	0.0	1758.7
	% Fixture	81.5	0.0	81.5
<b>Total</b>	Lumens	2159.2	0.0	2159.2
	% Fixture	100.0	0.0	100.0

**ZONAL LUMENS:**

Zone	Lumens	% Fixture
0°-10°	27.2	1.3
10°-20°	81.6	3.8
20°-30°	135.5	6.3
30°-40°	198.1	9.2
40°-50°	301.3	14.0
50°-60°	433.1	20.1
60°-70°	532.5	24.7
70°-80°	356.2	16.5
80°-90°	93.7	4.3
90°-100°	0.0	0.0
100°-110°	0.0	0.0
110°-120°	0.0	0.0
120°-130°	0.0	0.0
130°-140°	0.0	0.0
140°-150°	0.0	0.0
150°-160°	0.0	0.0
160°-170°	0.0	0.0
170°-180°	0.0	0.0
0°-90°	2159.2	100.0
0°-180°	2159.2	100.0

**Coefficient of Utilization**



REPORT NUMBER: P141425

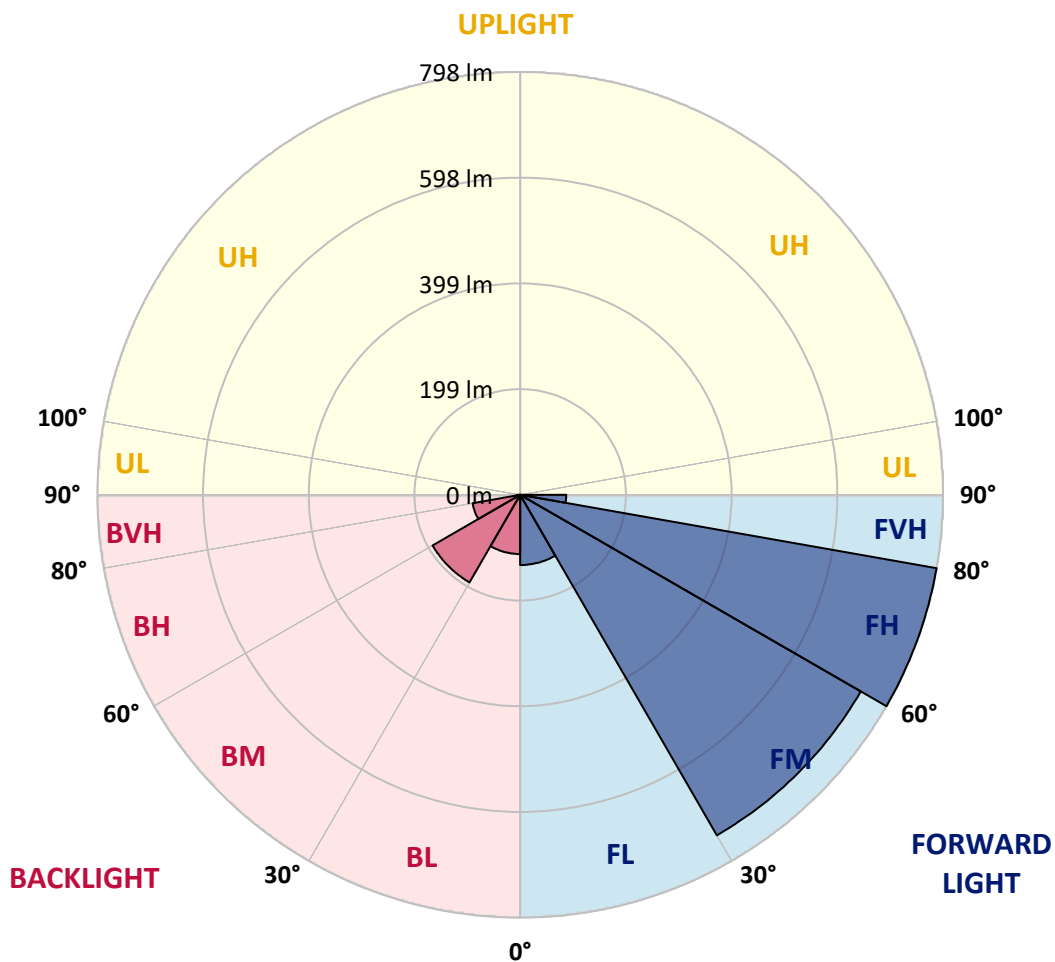
CATALOG NUMBER: EMM-F01-LED-E1-SLL

**LUMINAIRE CLASSIFICATION SYSTEM LUMEN TABLE AND BUG RATING:**

Zone		Lumens	% Fixture	Zone Rating/Lumen Limit		
				B	U	G
FL	(0°-30°)	132.4	6.1			
FM	(30°-60°)	741.8	34.4			
FH	(60°-80°)	797.6	36.9			G1/1800
FVH	(80°-90°)	86.9	4.0			G1/100
BL	(0°-30°)	111.8	5.2	B1/500		
BM	(30°-60°)	190.8	8.8	B0/220		
BH	(60°-80°)	91.1	4.2	B0/110		G0/110
BVH	(80°-90°)	6.8	0.3			G0/10
UL	(90°-100°)	0.0	0.0		U0/0	
UH	(100°-180°)	0.0	0.0		U0/0	

**BUG Rating: B1-U0-G1**

Type IV Short





REPORT NUMBER: P141425

CATALOG NUMBER: EMM-F01-LED-E1-SLL

**CANDELA DISTRIBUTION (FULL):**

	0°	5°	10°	15°	20°	25°	30°	35°	40°	45°	50°
0°	280.7	280.7	280.7	280.7	280.7	280.7	280.7	280.7	280.7	280.7	280.7
2.5°	281.0	281.2	281.2	281.0	280.7	281.0	280.4	281.0	280.7	280.4	280.7
5°	277.4	277.7	278.2	278.2	278.8	279.9	280.1	281.5	282.3	282.6	283.7
7.5°	268.8	270.2	271.0	272.1	273.8	276.6	278.5	281.8	284.3	286.5	289.5
10°	263.6	265.3	266.9	269.4	271.9	275.5	278.8	282.9	286.2	289.5	293.1
12.5°	265.0	266.9	269.1	271.0	274.9	278.2	282.3	287.3	288.9	292.2	295.3
15°	276.3	277.9	279.6	281.8	285.4	289.2	294.7	300.2	301.3	304.9	308.2
17.5°	291.4	291.7	294.4	298.3	301.6	307.9	314.5	322.0	326.6	328.8	330.8
20°	307.1	307.9	312.3	315.9	323.3	331.6	341.2	352.2	356.1	365.7	369.3
22.5°	330.5	330.2	335.4	340.4	348.6	357.5	371.5	386.6	395.4	402.9	405.6
25°	366.0	366.8	366.0	373.1	381.7	396.0	410.0	425.1	430.4	443.3	449.4
27.5°	401.2	407.5	416.1	418.3	428.7	445.2	456.2	472.5	485.1	488.7	498.6
30°	434.0	447.2	461.2	473.0	491.7	511.8	528.3	546.8	547.6	554.2	557.0
32.5°	467.2	487.9	508.5	523.7	541.8	568.5	599.1	629.0	648.6	668.7	658.5
35°	509.1	541.3	570.2	593.6	609.0	633.7	669.0	717.7	749.0	773.0	786.7
37.5°	547.3	596.0	640.3	673.6	711.3	728.9	752.1	787.3	823.3	845.6	857.2
40°	575.4	642.0	704.7	752.9	800.8	842.9	872.0	900.6	949.4	977.1	979.3
42.5°	597.4	682.2	757.8	826.9	897.3	956.2	991.5	1027.8	1089.7	1121.9	1119.4
45°	612.5	712.2	806.0	891.0	976.3	1053.1	1121.1	1175.0	1238.3	1299.7	1287.3
47.5°	625.7	736.9	844.2	940.3	1042.6	1138.4	1223.2	1299.1	1382.8	1465.6	1470.5
50°	639.0	757.0	878.9	989.5	1104.8	1225.1	1327.4	1425.1	1529.7	1635.1	1659.3
52.5°	657.1	779.6	911.1	1034.4	1168.4	1295.2	1409.4	1531.1	1660.4	1762.2	1831.0
55°	684.4	810.9	951.0	1079.2	1225.4	1365.1	1491.4	1631.8	1750.7	1876.4	1974.4
57.5°	728.9	852.8	997.2	1128.2	1280.4	1428.4	1559.7	1706.9	1820.3	1959.8	2082.8
60°	785.3	909.7	1049.5	1186.3	1345.1	1517.3	1649.7	1758.6	1872.3	2013.5	2161.5
62.5°	849.5	974.1	1113.4	1254.5	1435.0	1621.6	1735.3	1797.4	1896.5	2050.3	2212.4
65°	905.9	1034.4	1173.3	1323.0	1527.2	1739.4	1791.7	1807.3	1900.1	2065.2	2234.4
67.5°	952.1	1099.9	1229.5	1378.6	1624.4	1814.2	1792.8	1761.4	1851.4	2029.1	2192.3
70°	976.3	1129.0	1256.2	1383.6	1645.0	1824.7	1749.6	1664.3	1705.3	1879.2	2015.7
72.5°	949.6	1106.2	1206.6	1285.9	1521.4	1695.9	1600.1	1439.2	1476.6	1645.0	1680.2
75°	845.1	1034.1	1092.7	1090.0	1216.8	1307.1	1237.7	1135.1	1230.6	1300.8	1264.7
77.5°	631.0	847.0	879.7	819.5	846.4	922.4	856.9	936.7	1052.5	1084.2	1015.9
80°	396.8	620.8	624.4	549.2	534.9	564.7	649.1	818.9	929.5	922.9	832.7
82.5°	221.0	402.6	440.8	372.0	354.4	427.3	578.1	668.4	653.8	648.3	530.8
85°	151.1	274.9	336.0	322.2	356.4	426.2	474.1	423.8	408.1	347.5	282.1
87.5°	61.4	123.8	208.3	239.4	254.0	311.8	273.0	222.3	171.2	162.4	139.5
90°	0.0	0.0	0.0	0.0	0.0	0.0	0.0	0.0	0.0	0.0	0.0



REPORT NUMBER: P141425

CATALOG NUMBER: EMM-F01-LED-E1-SLL

**CANDELA DISTRIBUTION (continued):**

	55°	60°	65°	70°	75°	80°	85°	90°	95°	100°	105°
0°	280.7	280.7	280.7	280.7	280.7	280.7	280.7	280.7	280.7	280.7	280.7
2.5°	279.9	280.4	280.4	280.7	281.0	281.2	281.2	281.2	281.5	281.8	281.5
5°	284.0	284.8	285.4	285.4	285.9	286.5	287.0	286.7	287.6	288.1	288.4
7.5°	290.6	292.2	293.6	294.7	295.3	295.3	295.3	294.4	295.3	295.5	295.8
10°	295.3	297.2	297.5	298.6	298.3	298.0	297.5	296.9	297.2	297.7	298.6
12.5°	296.6	298.6	299.1	299.9	299.7	299.4	298.3	298.3	298.0	298.8	299.7
15°	307.9	309.6	312.3	309.8	310.1	307.9	306.0	304.9	304.3	304.9	305.4
17.5°	333.8	336.5	335.4	331.6	331.3	326.6	325.8	320.3	320.3	320.3	318.7
20°	369.3	369.0	367.1	363.2	355.0	353.3	347.3	342.9	338.7	337.9	336.0
22.5°	408.1	404.0	402.9	394.9	389.6	379.7	370.7	367.4	363.5	362.7	362.4
25°	445.8	447.4	439.5	435.6	422.4	413.6	408.4	400.1	400.1	399.0	397.6
27.5°	493.1	498.6	489.8	484.3	471.9	459.5	450.5	445.5	440.3	436.7	426.8
30°	560.0	563.6	557.5	546.2	530.8	508.8	496.4	490.9	481.3	469.2	452.9
32.5°	654.1	649.1	628.5	608.7	588.6	567.7	552.8	542.9	528.1	503.8	473.0
35°	776.0	733.3	707.5	680.2	657.1	633.7	622.4	604.6	570.7	531.4	490.1
37.5°	836.0	817.0	787.3	766.9	739.4	716.0	690.4	659.9	616.1	559.7	502.5
40°	956.2	920.5	897.3	874.2	840.4	808.5	773.8	724.5	654.1	583.9	512.1
42.5°	1082.5	1056.1	1014.3	983.5	958.2	905.3	850.3	781.5	692.9	605.9	520.9
45°	1247.1	1186.6	1134.8	1108.7	1058.9	994.5	930.4	832.1	728.7	629.0	530.8
47.5°	1412.5	1334.6	1281.2	1232.5	1179.4	1093.0	993.1	876.2	756.2	648.3	539.1
50°	1590.0	1487.3	1425.7	1367.3	1279.8	1175.3	1048.1	912.5	784.8	666.5	546.5
52.5°	1770.5	1640.9	1552.8	1484.8	1376.4	1247.1	1097.9	950.2	815.3	684.1	552.6
55°	1932.8	1811.2	1697.6	1592.7	1462.3	1312.0	1143.6	984.0	842.9	702.5	556.4
57.5°	2080.0	1974.1	1838.4	1697.8	1541.3	1372.3	1185.7	1020.6	868.7	716.0	556.1
60°	2181.0	2119.1	1978.2	1806.8	1623.8	1427.6	1236.4	1061.3	891.6	725.6	553.9
62.5°	2253.7	2241.3	2118.3	1911.6	1691.2	1477.4	1285.3	1095.2	908.1	726.7	544.6
65°	2299.1	2314.2	2227.8	1978.2	1728.9	1515.4	1309.6	1098.2	896.2	708.6	519.8
67.5°	2270.5	2309.5	2227.3	1949.3	1692.9	1479.9	1274.1	1047.6	833.2	652.2	464.2
70°	2093.0	2151.6	2070.4	1757.8	1516.5	1342.9	1143.4	899.8	716.8	537.1	366.8
72.5°	1641.7	1719.0	1648.0	1433.7	1255.3	1110.1	962.0	706.6	546.5	394.6	246.6
75°	1132.6	1162.3	1120.0	971.9	917.2	860.5	722.1	475.0	361.0	243.5	145.0
77.5°	878.6	771.0	689.9	629.3	628.2	617.8	472.5	284.3	216.0	134.0	80.6
80°	660.7	518.7	428.2	374.5	389.4	435.3	275.5	145.8	111.7	74.0	49.5
82.5°	434.8	331.0	264.2	233.9	236.4	273.0	138.4	80.4	55.0	42.1	32.2
85°	265.0	257.3	229.5	208.3	192.1	187.7	107.6	61.6	30.5	21.7	16.5
87.5°	129.3	153.3	187.1	189.6	162.9	138.1	55.9	17.6	12.9	6.9	5.0
90°	0.0	0.0	0.0	0.0	0.0	0.0	0.0	0.0	0.0	0.0	0.0





REPORT NUMBER: P141425

CATALOG NUMBER: EMM-F01-LED-E1-SLL

**CANDELA DISTRIBUTION (continued):**

	110°	115°	120°	125°	130°	135°	140°	145°	150°	155°	160°
0°	280.7	280.7	280.7	280.7	280.7	280.7	280.7	280.7	280.7	280.7	280.7
2.5°	281.8	283.2	282.6	282.3	282.3	283.7	283.7	283.2	283.2	283.4	283.4
5°	288.4	289.8	289.2	289.5	290.0	290.3	291.1	290.3	289.8	290.3	290.0
7.5°	296.1	297.5	297.2	297.7	298.3	298.8	299.4	299.1	298.6	298.6	298.3
10°	299.4	302.1	303.2	304.3	305.7	306.3	307.1	307.1	306.0	306.0	304.6
12.5°	301.6	303.8	306.5	308.2	310.7	312.6	313.4	313.7	312.9	311.8	310.4
15°	306.3	307.9	310.7	312.3	315.4	317.8	319.5	319.2	318.1	315.1	310.9
17.5°	317.8	317.6	318.7	319.8	320.6	322.0	321.4	318.9	313.7	308.2	302.4
20°	335.2	334.9	333.2	330.8	327.7	323.9	317.8	310.4	301.6	291.7	282.9
22.5°	359.7	357.2	355.0	348.4	337.9	325.0	309.3	294.7	284.3	274.6	265.0
25°	392.1	386.1	375.3	359.9	343.4	324.2	301.3	281.8	268.6	257.3	247.7
27.5°	412.5	398.5	380.6	359.4	337.4	312.6	287.3	268.0	253.2	240.8	229.8
30°	429.8	404.5	379.5	352.5	324.7	299.1	272.4	251.8	234.4	220.7	207.5
32.5°	439.5	405.6	374.2	342.0	311.8	282.6	253.7	231.4	214.9	197.9	179.7
35°	445.5	402.3	364.3	328.0	294.7	264.4	234.2	209.7	187.9	167.0	148.9
37.5°	447.2	396.8	351.4	312.3	274.3	241.3	212.7	184.1	162.4	139.8	118.9
40°	446.3	386.3	335.2	287.8	247.9	216.0	188.2	162.1	138.1	118.1	98.0
42.5°	443.0	374.5	315.9	267.7	227.6	197.0	171.4	145.0	123.6	102.1	85.0
45°	441.9	363.0	301.3	252.3	213.8	183.8	158.8	133.2	110.6	90.3	73.2
47.5°	439.5	352.5	287.8	240.5	202.5	173.6	147.8	122.7	99.3	80.9	64.4
50°	434.0	341.2	277.9	231.4	193.2	163.5	137.0	110.1	87.2	69.1	56.4
52.5°	428.2	334.1	271.6	222.3	183.3	151.3	125.2	98.0	76.5	59.4	49.8
55°	422.4	328.6	263.1	211.6	170.3	139.0	112.5	87.5	67.4	52.8	46.0
57.5°	416.1	321.1	252.6	197.9	155.7	125.2	98.8	75.1	58.6	47.6	42.9
60°	410.8	310.7	234.4	178.6	136.2	105.9	82.0	62.7	49.8	42.9	41.0
62.5°	397.1	290.6	208.3	150.2	110.6	82.8	62.5	49.0	41.8	38.5	38.8
65°	363.8	245.7	165.4	117.2	77.6	55.6	44.6	37.4	34.1	34.1	34.9
67.5°	306.5	187.1	117.2	74.6	50.9	40.2	34.1	31.1	30.5	31.1	32.5
70°	217.1	121.4	73.5	48.7	38.2	32.5	29.4	28.3	27.8	28.3	28.9
72.5°	133.7	71.5	46.8	38.0	32.7	29.2	27.2	26.4	26.1	26.1	25.9
75°	72.9	47.9	37.4	33.0	29.7	27.0	25.0	23.7	23.4	23.7	23.1
77.5°	46.5	37.4	33.3	30.5	27.5	23.9	22.3	21.2	21.2	20.9	20.4
80°	36.3	33.3	30.5	27.8	23.1	20.4	18.7	18.4	18.2	17.9	17.9
82.5°	27.2	26.4	25.0	22.6	18.4	16.2	15.4	15.4	15.1	14.3	14.3
85°	15.7	15.4	16.5	14.6	12.4	10.7	10.7	11.0	11.3	11.0	10.2
87.5°	5.2	4.4	4.7	4.7	3.9	3.0	4.1	5.0	4.7	4.1	5.0
90°	0.0	0.0	0.0	0.0	0.0	0.0	0.0	0.0	0.0	0.0	0.0



REPORT NUMBER: P141425

CATALOG NUMBER: EMM-F01-LED-E1-SLL

**CANDELA DISTRIBUTION (continued):**

	165°	170°	175°	180°	185°	190°	195°	200°	205°	210°	215°
0°	280.7	280.7	280.7	280.7	280.7	280.7	280.7	280.7	280.7	280.7	280.7
2.5°	282.6	283.2	284.3	283.2	282.6	282.6	282.1	282.3	281.5	280.7	281.0
5°	289.5	288.9	289.5	288.7	287.0	286.7	285.6	285.6	284.5	283.4	282.9
7.5°	297.2	296.4	296.6	295.0	293.1	291.7	290.3	289.8	288.4	286.7	285.6
10°	303.2	302.4	301.9	299.9	297.5	296.1	294.2	293.1	291.7	289.5	288.4
12.5°	307.1	305.2	304.1	300.8	298.6	297.2	295.0	294.4	292.8	290.9	290.0
15°	306.3	301.9	298.6	294.7	291.7	289.8	287.8	287.3	286.5	285.6	284.0
17.5°	292.8	287.3	283.7	275.7	271.3	269.4	269.1	268.8	268.3	268.3	266.4
20°	274.1	267.7	262.2	254.5	248.8	246.8	241.6	240.2	238.6	240.2	238.6
22.5°	257.3	249.3	243.0	236.7	229.8	224.3	217.4	214.1	209.4	208.3	208.9
25°	239.4	229.5	221.5	214.1	206.7	199.0	192.6	187.9	184.9	180.8	176.9
27.5°	217.7	209.4	198.7	192.6	183.8	175.3	168.7	163.7	158.2	154.9	149.4
30°	195.6	183.0	172.3	163.7	154.1	150.0	143.6	138.4	133.5	129.9	125.2
32.5°	167.0	153.8	142.5	132.6	126.0	120.3	116.4	112.0	109.5	106.5	103.5
35°	136.8	120.3	106.8	102.4	94.9	95.2	93.3	91.1	89.2	86.4	86.1
37.5°	103.2	90.3	81.5	75.9	74.8	73.2	73.5	73.2	72.6	71.8	71.8
40°	81.7	70.2	64.4	63.3	63.3	63.0	62.7	62.7	62.7	62.2	61.9
42.5°	69.9	61.6	59.7	59.2	58.6	58.3	57.8	57.0	57.0	56.4	55.6
45°	61.6	57.0	56.4	55.9	55.9	55.0	54.2	53.7	53.4	53.1	52.6
47.5°	56.4	53.9	53.4	52.8	52.6	52.0	51.2	50.4	50.1	49.8	49.8
50°	50.6	49.0	49.0	49.0	48.2	47.6	46.8	46.2	46.2	46.0	45.7
52.5°	46.5	45.7	45.4	45.1	44.6	43.8	43.2	42.9	42.7	42.9	42.7
55°	44.6	44.0	43.8	43.2	42.7	41.8	41.3	40.5	40.2	40.7	40.7
57.5°	42.4	42.1	41.8	41.3	40.7	39.6	38.8	38.2	38.2	39.1	38.8
60°	41.6	41.3	41.0	40.7	39.9	38.5	37.1	36.6	36.6	37.4	37.4
62.5°	39.6	39.4	39.1	38.8	37.7	36.6	35.2	34.7	34.9	35.5	36.3
65°	36.0	36.3	36.0	36.0	35.2	34.4	33.6	33.0	32.7	33.0	33.8
67.5°	32.7	33.0	33.0	33.0	32.7	31.9	31.4	30.5	30.0	30.3	30.5
70°	29.7	30.0	30.3	30.3	29.7	28.9	28.1	27.2	27.0	27.2	27.2
72.5°	26.4	26.4	26.4	26.7	26.4	26.1	25.0	23.9	23.9	23.7	23.9
75°	23.1	23.1	23.1	23.1	22.6	22.6	22.0	20.9	20.6	20.9	21.2
77.5°	20.4	19.8	19.5	19.5	19.5	19.0	18.7	18.7	18.4	18.4	18.4
80°	16.8	16.2	15.7	15.4	15.7	15.7	16.2	16.2	16.0	16.0	16.0
82.5°	13.2	12.1	11.8	11.8	11.3	11.8	12.9	14.3	13.8	14.0	14.0
85°	9.6	8.5	8.0	8.0	7.4	8.5	9.9	11.0	10.5	11.0	10.7
87.5°	4.4	4.1	3.3	2.8	3.3	5.0	5.8	6.1	5.2	6.3	6.3
90°	0.0	0.0	0.0	0.0	0.0	0.0	0.0	0.0	0.0	0.0	0.0



REPORT NUMBER: P141425

CATALOG NUMBER: EMM-F01-LED-E1-SLL

**CANDELA DISTRIBUTION (continued):**

	220°	225°	230°	235°	240°	245°	250°	255°	260°	265°	270°
0°	280.7	280.7	280.7	280.7	280.7	280.7	280.7	280.7	280.7	280.7	280.7
2.5°	282.1	281.0	280.7	281.0	280.4	281.2	281.2	281.0	281.0	280.7	281.2
5°	283.7	282.3	281.5	281.5	281.0	281.8	281.2	281.0	280.7	280.7	280.7
7.5°	286.2	284.3	282.9	282.1	281.0	281.0	280.1	279.3	278.8	278.5	278.5
10°	288.4	285.6	283.4	281.5	279.9	278.5	277.1	275.2	274.6	274.1	274.3
12.5°	288.1	285.1	281.8	278.8	274.9	273.2	269.7	267.5	267.5	266.1	266.9
15°	282.1	276.8	272.1	267.2	262.5	259.2	254.8	252.3	251.0	250.7	252.6
17.5°	263.9	258.9	254.5	249.0	243.0	240.8	237.8	236.7	235.8	237.2	238.6
20°	239.4	233.1	228.9	225.6	225.6	225.1	223.7	221.8	220.1	219.9	221.5
22.5°	204.7	202.3	203.1	200.9	200.9	199.8	202.0	198.4	200.3	198.7	199.5
25°	175.8	174.7	174.2	173.9	173.9	175.8	175.6	176.1	174.2	175.3	175.0
27.5°	149.7	148.3	146.4	147.5	148.6	150.0	150.5	150.8	152.4	149.4	150.5
30°	124.7	122.5	123.8	122.7	123.3	123.0	123.0	123.0	124.1	126.3	124.7
32.5°	102.1	101.0	102.4	100.4	100.7	100.7	100.2	99.3	99.9	97.4	99.3
35°	84.5	83.1	84.2	83.4	82.6	80.4	79.5	78.1	78.4	77.9	77.6
37.5°	70.7	70.4	69.6	69.6	69.1	68.8	67.4	67.7	68.0	68.5	68.5
40°	61.1	60.8	60.5	61.1	61.4	61.6	62.2	62.7	63.6	64.4	65.2
42.5°	55.6	55.6	55.6	56.7	57.5	58.9	59.7	60.8	61.9	63.3	64.4
45°	52.3	52.0	52.6	53.4	54.8	56.1	57.5	59.2	60.8	62.2	63.0
47.5°	49.5	49.3	49.8	50.6	52.0	54.2	56.1	58.1	60.0	61.4	61.9
50°	46.0	46.0	46.2	47.1	48.4	50.4	52.3	54.5	56.4	57.5	58.1
52.5°	43.2	43.5	43.5	44.3	45.7	47.3	49.3	51.2	52.6	53.4	54.5
55°	40.5	41.0	41.0	41.8	43.2	45.1	47.6	49.3	50.9	52.0	52.8
57.5°	38.5	38.8	38.8	39.9	41.6	43.2	45.7	47.9	49.8	51.2	52.3
60°	36.9	37.1	36.9	38.2	39.6	41.6	43.8	46.2	49.0	50.9	51.7
62.5°	35.5	35.5	35.2	36.3	37.1	38.2	40.2	42.9	45.4	47.1	47.9
65°	33.8	33.8	33.3	34.4	34.4	36.0	37.4	39.9	41.8	43.8	44.3
67.5°	30.5	31.1	30.8	31.6	32.7	33.8	35.5	37.4	39.4	40.7	41.6
70°	27.2	27.5	28.3	28.9	30.0	30.5	31.9	33.3	35.2	36.0	36.9
72.5°	24.2	24.5	25.0	25.6	26.7	27.2	28.3	29.4	31.1	31.9	32.7
75°	21.2	21.5	21.7	22.3	22.8	23.4	23.9	25.0	26.1	27.2	28.1
77.5°	18.2	18.4	19.3	19.0	19.5	19.8	20.6	21.2	21.7	22.8	23.9
80°	16.0	15.7	16.2	16.5	17.1	17.1	17.6	17.6	18.4	18.4	18.7
82.5°	13.5	13.2	13.8	14.6	14.9	14.9	15.4	14.3	14.0	14.3	15.1
85°	10.2	10.5	10.7	11.8	12.1	12.1	12.7	11.8	10.7	10.7	11.3
87.5°	5.8	4.4	6.3	7.4	7.4	7.7	8.3	8.0	7.7	6.1	6.3
90°	0.0	0.0	0.0	0.0	0.0	0.0	0.0	0.0	0.0	0.0	0.0



REPORT NUMBER: P141425  
 CATALOG NUMBER: EMM-F01-LED-E1-SLL

REPORT N  
 CATALOG

**CANDELA DISTRIBUTION (continued):**

**CANDELA**

	275°	280°	285°	290°	295°	300°	305°	310°	315°	320°	325°	
0°	280.7	280.7	280.7	280.7	280.7	280.7	280.7	280.7	280.7	280.7	280.7	0°
2.5°	281.0	281.2	281.5	281.8	282.1	281.8	282.3	281.8	282.1	281.5	281.2	2.5°
5°	280.7	281.0	281.0	281.5	281.8	281.0	281.5	280.7	280.7	280.1	279.3	5°
7.5°	278.8	279.3	279.3	279.9	279.9	279.0	279.0	277.4	276.8	274.9	273.5	7.5°
10°	274.9	275.7	276.3	277.4	277.9	276.6	275.7	273.8	271.6	269.4	267.2	10°
12.5°	268.3	268.6	270.5	272.1	273.0	273.8	273.2	273.0	270.8	269.4	268.6	12.5°
15°	253.2	255.4	257.3	261.1	263.9	266.9	269.1	271.6	272.7	274.1	274.6	15°
17.5°	240.0	242.4	243.8	247.1	249.9	254.5	260.3	266.6	271.0	276.6	281.8	17.5°
20°	221.5	225.6	226.7	232.0	235.5	241.6	247.9	255.9	264.7	273.2	282.6	20°
22.5°	200.9	202.8	205.0	210.5	214.9	222.6	232.2	243.3	253.4	265.3	278.8	22.5°
25°	175.8	178.3	180.5	186.6	192.9	200.1	211.6	225.1	238.0	253.7	271.3	25°
27.5°	151.1	153.0	156.8	161.3	168.4	176.1	190.4	205.3	220.1	239.1	260.0	27.5°
30°	125.2	127.1	129.1	134.3	141.7	150.8	163.7	181.3	199.0	219.3	244.1	30°
32.5°	100.4	101.0	104.8	108.7	115.0	122.7	136.8	153.8	172.8	197.6	222.1	32.5°
35°	78.4	81.7	83.4	88.6	92.5	100.4	112.3	128.0	147.8	172.8	199.2	35°
37.5°	69.6	70.7	72.9	76.8	82.0	89.2	97.4	109.5	126.6	147.8	172.5	37.5°
40°	66.3	67.4	69.1	72.1	77.0	83.7	90.5	100.2	113.4	130.2	152.4	40°
42.5°	65.2	65.5	66.0	68.8	73.7	81.2	89.4	98.5	108.7	122.2	139.8	42.5°
45°	63.8	63.8	64.1	66.0	70.4	78.1	88.6	100.2	111.7	123.8	138.7	45°
47.5°	62.7	63.0	62.7	63.6	66.9	74.3	85.9	99.9	115.3	131.0	147.2	47.5°
50°	58.3	58.3	58.6	58.9	61.4	68.5	79.8	95.2	114.2	135.4	157.7	50°
52.5°	54.8	55.3	55.3	55.9	57.5	63.3	74.6	90.8	111.4	136.2	166.2	52.5°
55°	53.7	54.2	54.5	54.5	55.6	60.5	71.3	86.7	108.4	135.4	169.5	55°
57.5°	52.8	53.4	53.7	53.4	54.2	58.3	68.2	83.4	105.1	133.5	170.9	57.5°
60°	52.0	52.3	51.7	51.2	51.5	55.0	63.8	78.7	101.3	130.7	170.3	60°
62.5°	48.2	48.4	47.9	47.3	46.8	49.5	57.5	72.1	93.3	124.4	165.9	62.5°
65°	44.9	44.9	44.9	44.3	43.8	45.4	51.2	63.6	82.0	113.1	155.7	65°
67.5°	42.1	41.8	41.8	41.6	41.0	41.6	45.1	53.7	68.0	95.2	137.3	67.5°
70°	37.7	37.4	37.7	37.4	36.9	36.9	38.5	43.2	52.8	69.9	106.8	70°
72.5°	33.3	33.6	34.1	34.1	34.1	34.4	34.4	35.8	41.0	50.1	72.6	72.5°
75°	28.6	28.9	29.7	30.8	30.3	30.5	30.5	31.4	34.1	39.6	50.9	75°
77.5°	24.2	25.0	26.1	26.4	25.6	25.6	26.1	27.5	30.0	33.3	38.8	77.5°
80°	19.8	20.9	21.2	21.7	22.0	22.0	22.6	23.7	26.1	30.3	34.7	80°
82.5°	15.7	16.5	17.3	18.2	18.7	19.5	19.8	20.4	22.8	27.0	31.9	82.5°
85°	11.8	12.7	13.8	14.6	15.1	16.0	15.7	16.0	17.3	20.6	24.2	85°
87.5°	7.2	7.2	8.0	8.3	8.5	8.5	9.1	8.0	8.5	11.0	13.2	87.5°
90°	0.0	0.0	0.0	0.0	0.0	0.0	0.0	0.0	0.0	0.0	0.0	90°



NUMBER: P141425

NUMBER: EMM-F01-LED-E1-SLL

**DISTRIBUTION (continued):**

330°	335°	340°	345°	350°	355°	360°
280.7	280.7	280.7	280.7	280.7	280.7	280.7
281.5	281.2	281.0	281.2	281.8	281.8	281.0
279.6	278.8	278.2	278.2	278.2	277.9	277.4
273.0	271.6	270.8	270.2	269.9	269.9	268.8
265.8	265.0	263.3	262.8	263.1	263.9	263.6
267.5	265.0	264.2	264.2	263.9	265.3	265.0
276.6	276.6	275.5	275.2	274.6	276.3	276.3
286.2	288.7	289.8	288.7	288.9	289.2	291.4
291.4	298.6	302.4	305.4	305.7	307.4	307.1
292.2	305.2	315.4	322.0	328.0	331.0	330.5
288.1	306.0	323.9	340.7	353.3	360.2	366.0
282.6	303.8	326.9	350.6	371.2	389.6	401.2
269.7	296.6	326.4	356.6	386.1	412.5	434.0
251.5	282.6	318.1	358.0	399.3	435.9	467.2
227.3	260.6	303.8	352.8	407.3	461.7	509.1
201.2	237.8	285.1	344.0	411.4	482.4	547.3
178.3	214.4	266.1	332.7	410.8	495.9	575.4
163.5	197.3	249.6	322.0	408.1	503.6	597.4
158.5	189.0	238.6	313.4	406.4	509.1	612.5
165.1	191.5	236.1	309.6	405.9	515.4	625.7
180.5	205.3	245.5	315.9	410.8	521.7	639.0
195.1	224.5	265.8	334.1	429.3	540.2	657.1
206.9	245.5	287.8	358.0	455.7	568.8	684.4
213.5	261.7	316.5	391.3	491.7	610.9	728.9
216.3	273.0	340.9	426.2	537.1	659.0	785.3
215.2	278.2	358.6	458.2	578.1	711.9	849.5
208.3	278.2	369.6	483.8	612.5	754.0	905.9
191.8	268.6	370.7	498.6	639.0	789.5	952.1
161.5	240.8	352.2	497.0	647.2	800.8	976.3
113.1	179.7	293.9	449.1	612.0	774.1	949.6
70.2	112.0	210.5	347.3	509.3	656.8	845.1
49.3	68.0	120.5	219.9	350.6	489.5	631.0
41.0	50.1	68.8	121.1	210.8	301.6	396.8
35.5	40.5	47.9	69.1	107.3	160.7	221.0
26.4	29.4	33.0	45.4	67.7	99.3	151.1
10.7	12.1	13.5	18.2	41.6	57.2	61.4
0.0	0.0	0.0	0.0	0.0	0.0	0.0

(END OF REPORT)